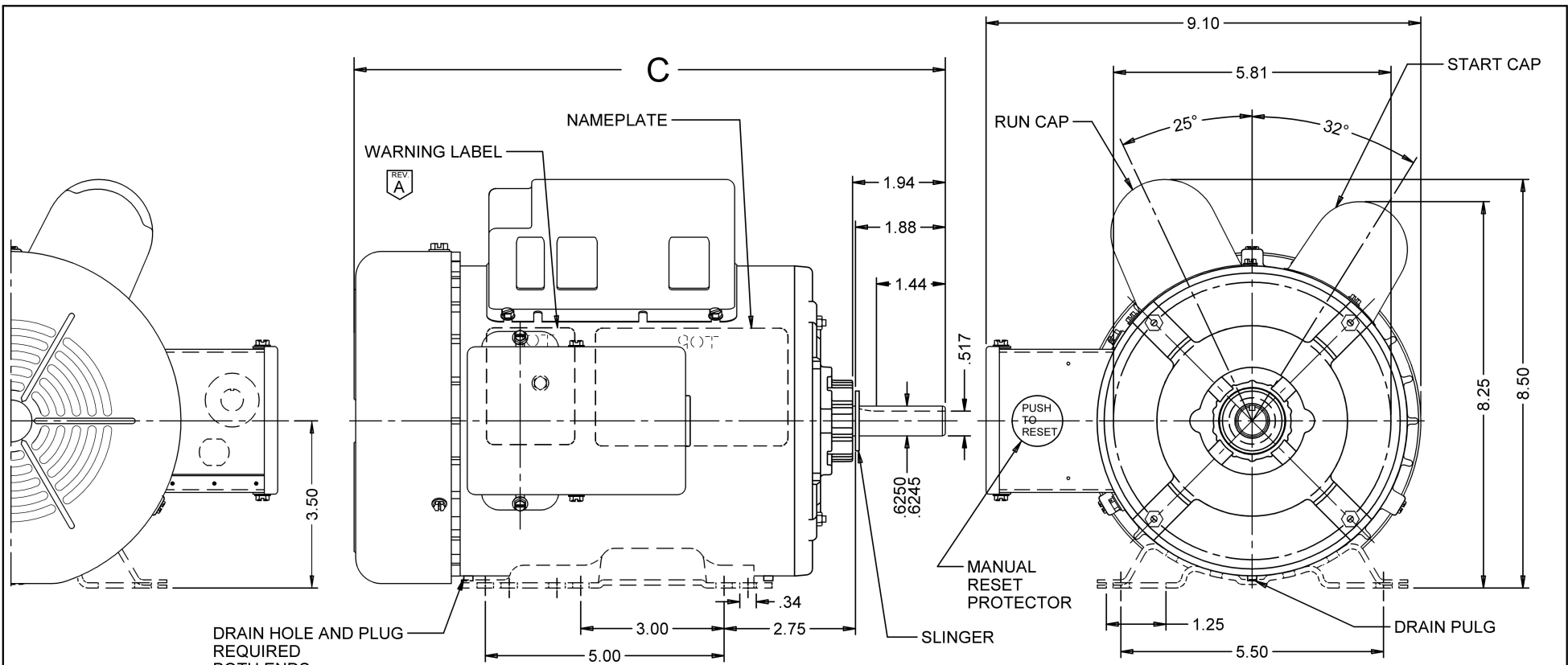




Catalog #: FD32CM2PH

Model Number:	T063BJB1911015B
PRODUCT NAME:	1.5 HP - TEFC - 1725
PHASETYPE:	1_CAPACITOR START -
MOTOR ENCLOSURE:	TEFC
HORSEPOWER:	1.5
KILOWATTS:	1.1
POLES:	4
NUMBER SPEEDS:	1
RPM:	1725
HERTZ:	60
VOLTS PRIMARY:	115/230 V
VOLTS :	115
VOLTS 2:	230
FRME :	56
SHAFT CODE:	H
STATOR DIAMETER:	6.3
STACK:	4
MOUNTING:	RIGID
MOTOR TYPE:	SMA
OPPOSITE END BEARING:	6203
SHAFT END BEARING:	6203
AMBIENT:	40
ROTATION:	REVERSIBLE
SERVICE FACTOR:	1.15
RUNCAPMFD:	50
RUNCAPVOLTS:	370
STARTCAPMFD:	709
SHIPPING WEIGHT:	32
THERMAL PROTECTION:	MANUAL RESET
BREAKDOWN TORQUE:	195.7
BREAKDOWN TORQUE UOM:	OZFT
LOCKED ROTOR TORQUE:	277.7
LOCKED ROTOR TORQUE UOM:	OZFT
INSULATION CLASS:	B
KVA CODE LETTER:	K
LOCKED ROTOR AMPS:	94.39
NEMA NOMINAL EFFICIENCY:	81
FULL LOAD AMPS PRIMARY:	16.2/8.1
SERVICE FACTOR AMPS PRIMARY:	17.6/8.8



VAR	MODEL	CATALOG NO.	C	HP	VOLTS	HZ	RPM	BASE REQUIREMENT	PROTECTOR
001	T63YZBJB-1911	FD32CM2PH	13.88	1 1/2	115/230	60	1725	YES	MANUAL

ROTATION: REVERSIBLE

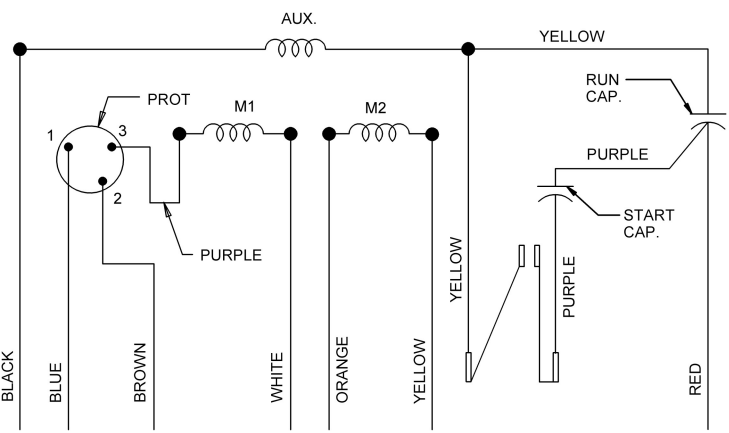
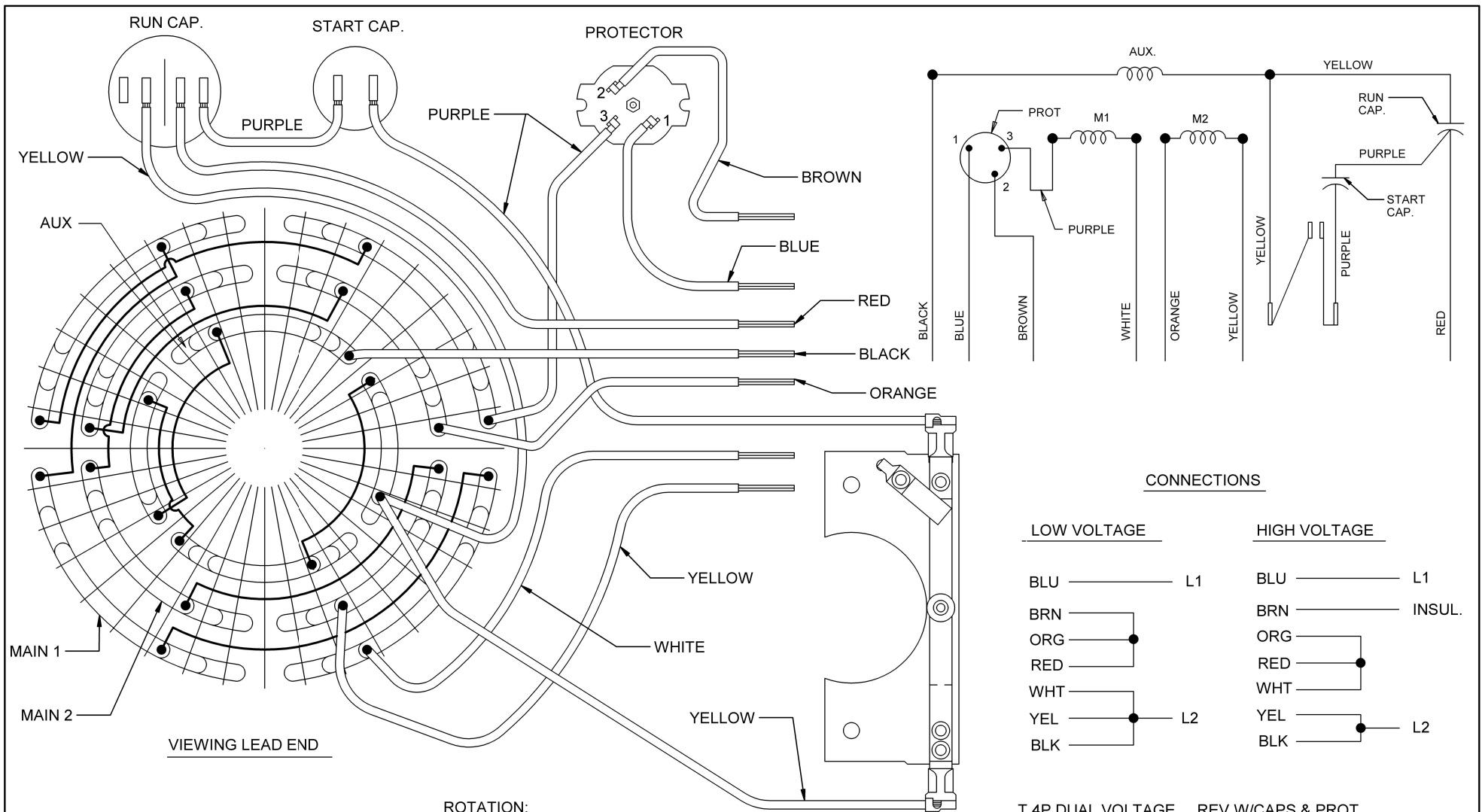
SHEET NUMBER	REV	REVISION RECORD FOR: C4711-00
1 OF 1	A	CHANGED POSITION OF WARNING LABEL
REVISION DATE		
24-NOV-11		
ISSUED BY	REVIEWED BY	ENGINEER APPROVED
A. SANCHEZ	B. CAMMACK	B. CAMMACK

INFORMATION DISCLOSED ON THIS DOCUMENT IS CONSIDERED PROPRIETARY AND SHALL NOT BE REPRODUCED OR DISCLOSED WITHOUT WRITTEN CONSENT OF NIDEC MOTOR CORPORATION

NIDEC MOTOR CORPORATION

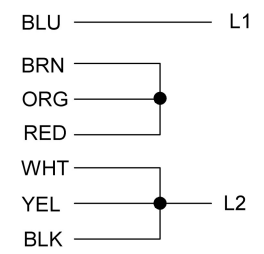
ALL DIMENSIONS ARE FOR REFERENCE ONLY UNLESS TOLERANCE IS GIVEN

TITLE	CODE	ITEM NO.	SIZE
ASSEMBLED VIEW	V01	782893	B

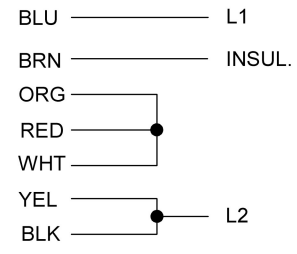


CONNECTIONS

LOW VOLTAGE



HIGH VOLTAGE



T 4P DUAL VOLTAGE REV W/CAPS & PROT

NOTE:
SECURE LEADS TO PREVENT
INTERFERENCE WITH MOVING PARTS.


ROTATION:
CCW SWITCH END REVERSIBLE
TO REVERSE ROTATION
INTERCHANGE BLACK AND
RED LEADS



NIDEC CONFIDENTIAL
NIDEC MOTOR CORPORATION 24-Sep-13

REVISION DESCRIPTION FOR: C8396-10	SCALE NONE	UNITS IN	TITLE	NIDEC MOTOR CORPORATION
CHANGED MARKUP EMERSON TO NIDEC.	TOLERANCES ON DIMENSIONS (UNLESS OTHERWISE SPECIFIED)		DIAGRAM OF CONNECTIONS	
MATERIAL:	INCHES	mm	ISSUED BY J.G.SALINAS	APPROVED BY J.I.SALAZAR
	$\pm .015$		CODE D04	DWG NO. 760959
	ANGLES $X^\circ = \pm 1^\circ$		REVISION DATE 24-SEP-2013	REV A
			SHEET NUMBER 1 OF 1	DWG SIZE B

Special Application Agriculture Totally Enclosed Fan Cooled (TEFC) Agri Duty High Torque Single Phase, Capacitor Start



APPLICATIONS:

For powering agitators, augers, compressors, conveyors, feeders and hay hoists.
High torque motors are used on barn cleaners, manure pumps and silo unloaders.

FEATURES:

- Class F Insulation (140-210 Frame)
- 40°C Ambient, Continuous Duty
- Reversible Rotation
- F1 Assembly
- Steel Frames & Steel Welded Based (140-210 Frame)
- Manual Reset Thermal Overload Protector
- Steel Fan Cover & Conduit Box
- Non-Regreasable Double Shielded Bearings
- Shaft Slinger (140-210 Frame)
- Capacitor Start-Capacitor Run (3-10 HP)
- Low Temperature Grease

Footed

HP	RPM	Voltage	Frame	Catalog Number	List	Discount Symbol	SF	"C" Dim. (inches)	Ship Wt. (lbs)	Full Load Amps	Notes
1/3	1800	115/230	56	FD13CM2P	\$278	DS-3FMP	1.15	10.9	25	6.6/3.3	23
1/2	1800	115/230	56	FD12CM2P	\$324	DS-3FMP	1.15	11.4	27	9.0/4.5	23
3/4	1800	115/230	56	FD34CM2P	\$384	DS-3FMP	1.15	11.9	32	11.4/5.7	23
1	1800	115/230	143T	FD1CM2P14	\$684	DS-3F	1.15	12.8	32	15.0/7.5	23
	1800	115/230	56H	FD1CM2PZ	\$439	DS-3FMP	1.15	12.9	40	14.0/7.0	23
1 1/2	1800	115/230	145T	FD32CM2P14	\$473	DS-3SP	1.15	14.3	43	16.2/8.1	23
	1800	115/230	56H	FD32CM2PH	\$468	DS-3FMP	1.15	13.9	32	16.2/8.1	23
2	1800	115/230	182T	FD2CM2P18	\$779	DS-3SP	1.00	15.2	60	23.6/11.8	23
	1800	115/230	56HZ	FD2CM2PHZ	\$639	DS-3FMP	1.00	14.3	50	20.0/10.0	23
3	1800	230	184T	FD3CM2K18	\$1,045	DS-3SP	1.00	17.2	74	14.5	23
5	1800	230	184T	FD5CM2K18	\$1,307	DS-3SP	1.00	18.2	125	22.0	23
	1800	230	213T	FD5CM2K21	\$1,442	DS-3SP	1.00	19.6	180	23.0	23
7 1/2	1800	230	215T	FD7CM2K21	\$1,937	DS-3SP	1.00	22.1	147	30.0	23
10	1800	230	215T	FD10CM2K21	\$2,380	DS-3SP	1.00	22.1	180	38.0	23

C-Face Footed

HP	RPM	Voltage	Frame	Catalog Number	List	Discount Symbol	SF	"C" Dim. (inches)	Ship Wt. (lbs)	Full Load Amps	Notes
1/3	1800	115/230	56C	FD13CM2PC	\$370	DS-3FMP	1.15	10.9	21	6.6/3.3	23
1/2	1800	115/230	56C	FD12CM2PC	\$375	DS-3FMP	1.15	11.4	26	9.0/4.5	23
3/4	1800	115/230	56C	FD34CM2PC	\$447	DS-3FMP	1.15	11.9	30	11.4/5.7	23
1	1800	115/230	56HC	FD1CM2PHC	\$503	DS-3FMP	1.15	12.9	35	14.0/7.0	23
1 1/2	1800	115/208-230	56HC	FD32CPM2PHC	\$599	DS-3FMP	1.15	13.9	32	14.4/8.3-7.2	23
2	1800	115/230	145TC	FD2CM2PHC	\$704	DS-3FMP	1.15	14.4	32	18.9/9.4	23

C-Face Footless

HP	RPM	Voltage	Frame	Catalog Number	List	Discount Symbol	SF	"C" Dim. (inches)	Ship Wt. (lbs)	Full Load Amps	Notes
1/3	1800	115/230	56C	FD13CM2PCR	\$360	DS-3FMP	1.15	10.9	21	6.6/3.3	23
1/2	1800	115/230	56C	FD12CM2PCR	\$360	DS-3FMP	1.15	11.4	32	9.0/4.5	23
3/4	1800	115/230	56C	FD34CM2PCR	\$437	DS-3FMP	1.15	11.9	32	11.4/5.7	23
1	1800	115/230	56C	FD1CM2PCR	\$493	DS-3FMP	1.15	12.9	44	14.0/7.0	23
1 1/2	1800	115/230	56C	FD32CM2PCR	\$589	DS-3FMP	1.15	13.9	44	16.2/8.1	23

Note 23 Manual Reset Thermal Protector Overload